

Vienna in Figures

Vienna as Business Location and Research Centre



The brochures **Research and Development 2020** and **Business Location 2020** are available online at statistik.wien.gv.at

~190,000
students (winter semester 18/19)

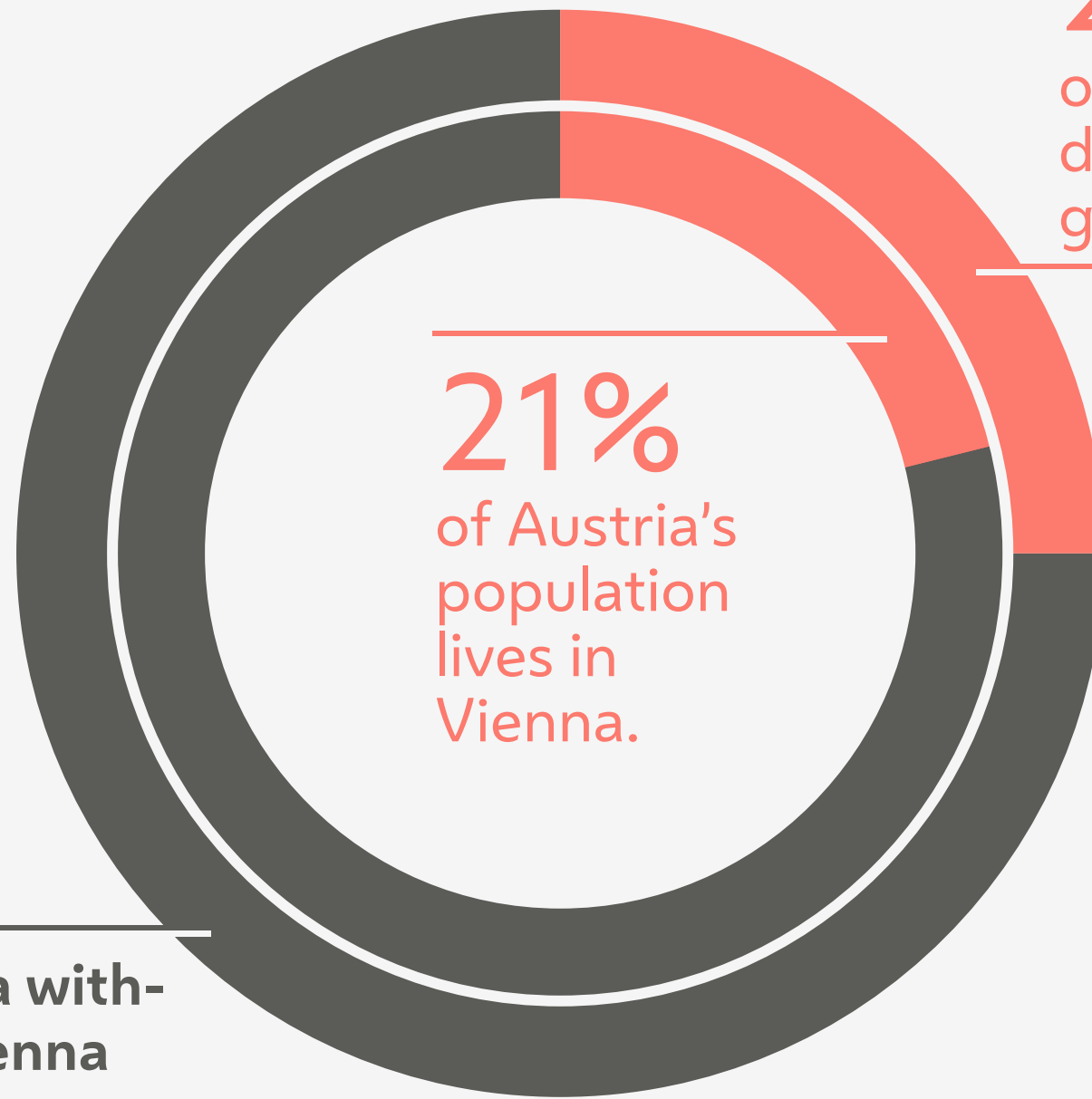
= Vienna and Berlin are the biggest university cities in the German-speaking region

* includes dual enrolments

41%

is the percentage by which Vienna's labour productivity exceeds the EU average (2018).

Regional share in Austrian GDP / in Austrian population



Austria without Vienna

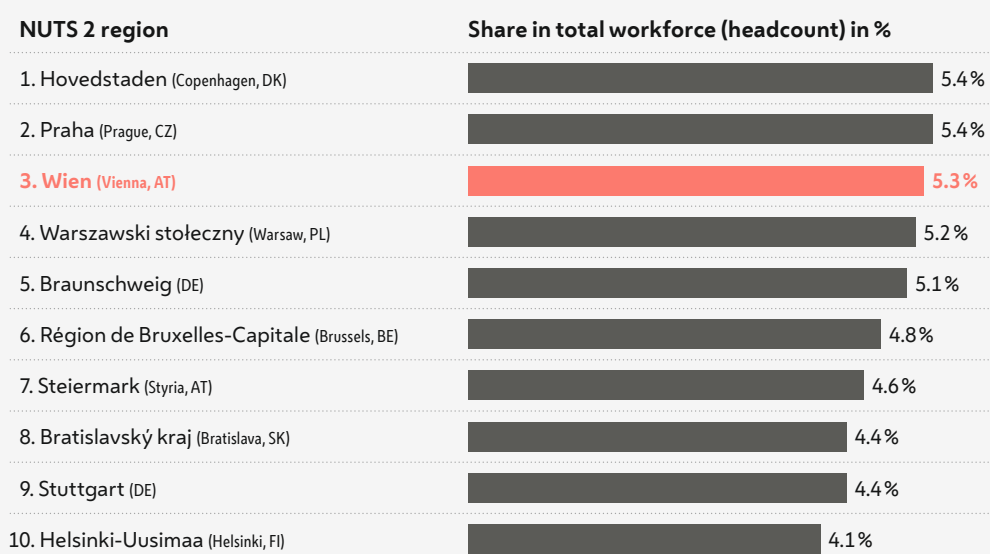
1.91 million

persons live in Vienna, the fifth-largest city of the European union (as per 1 January 2020).

46,061

R&D personnel
(headcount, 2017)

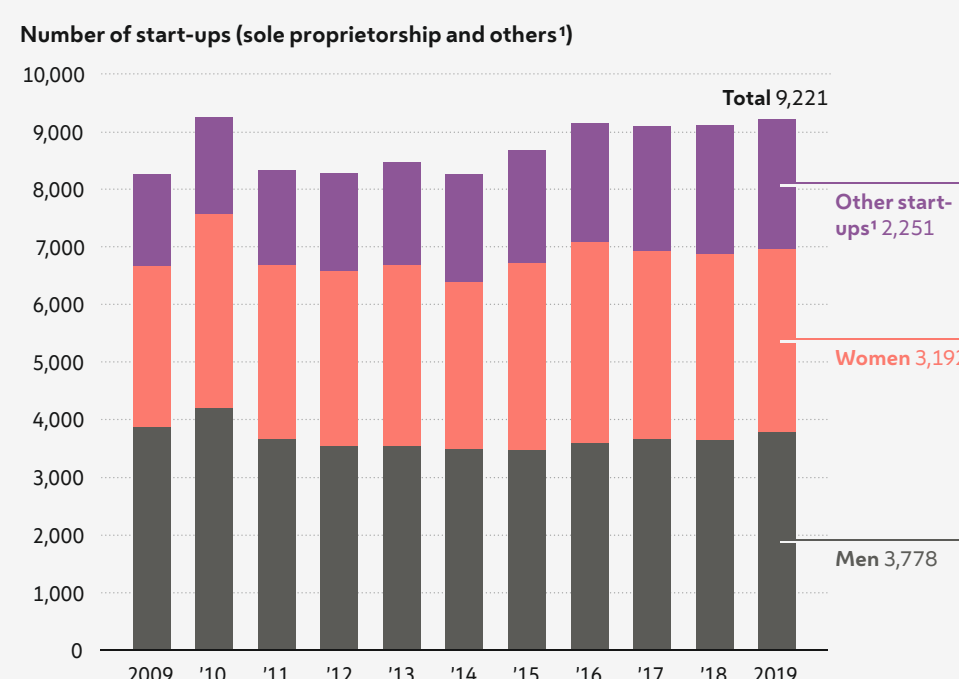
= 35% of all R&D personnel in Austria



Share of R&D personnel across Europe—Top 10 cities/urban regions across the EU, 2017 (Source: Eurostat)

9,221

new enterprises were set up in Vienna in 2019.

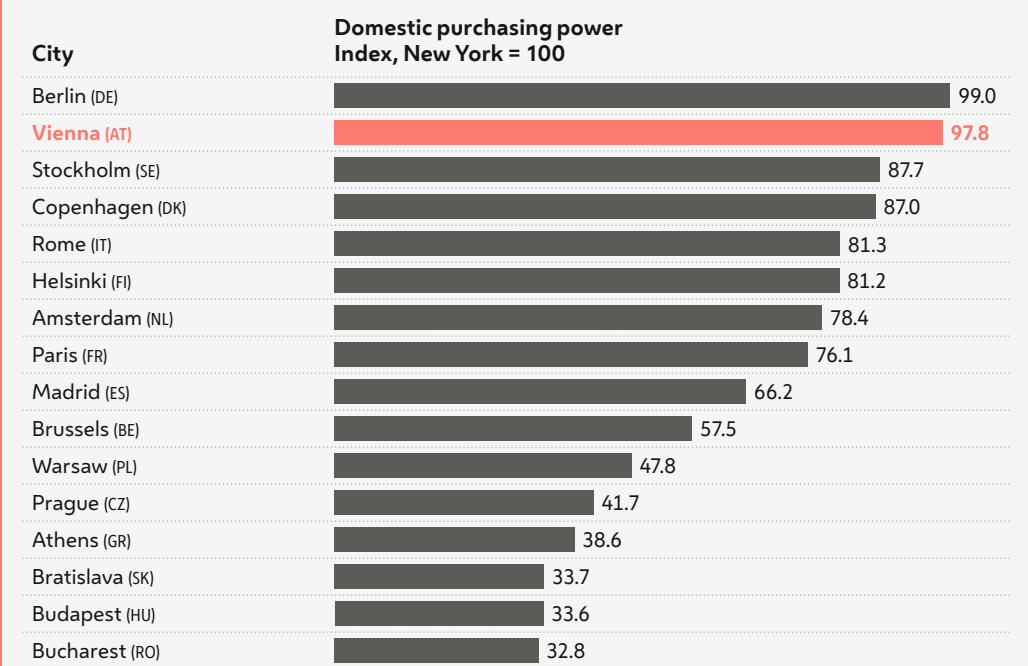


Start-ups—Vienna, 2009 to 2019 (Source: Austrian Economic Chamber)

* Limited liability companies, limited partnerships, general commercial partnerships, associations, stock companies, other legal forms of businesses

97.8%

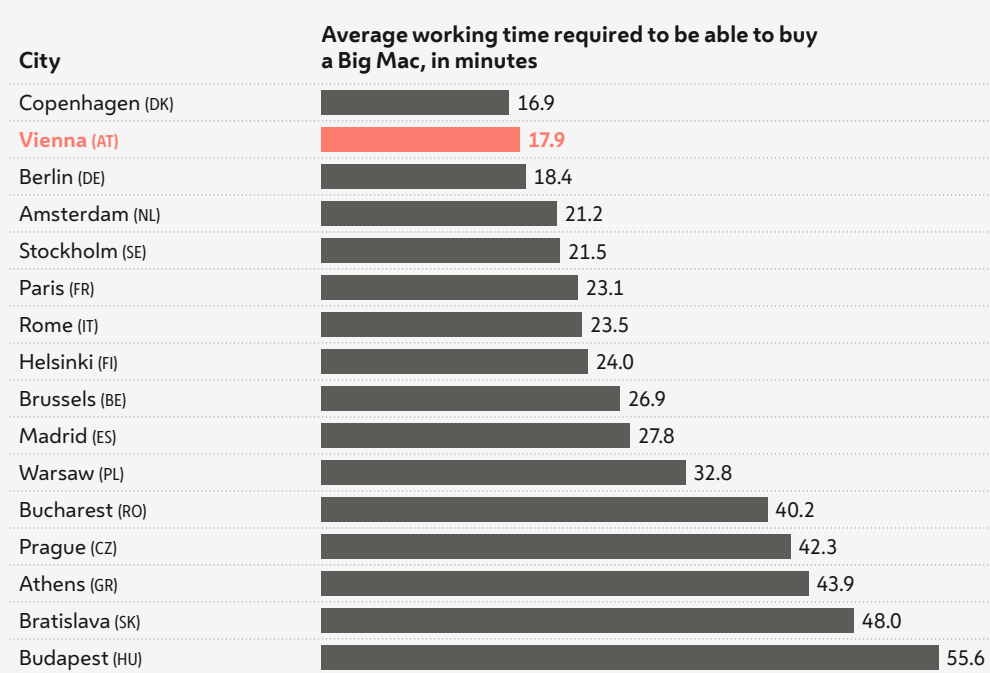
Vienna presents almost the same purchasing power as New York and surpasses most EU capital cities.



Domestic purchasing power across the EU—Selected capital cities of the EU, 2018 (Source: UBS, Prices and Earnings, 2018 edition)

18 minutes

is the average working time required in Vienna to be able to buy a Big Mac (2018).



Big Mac index across the EU—Selected capital cities of the EU, 2018 (Source: UBS, Prices and Earnings, 2018 edition)

1st place

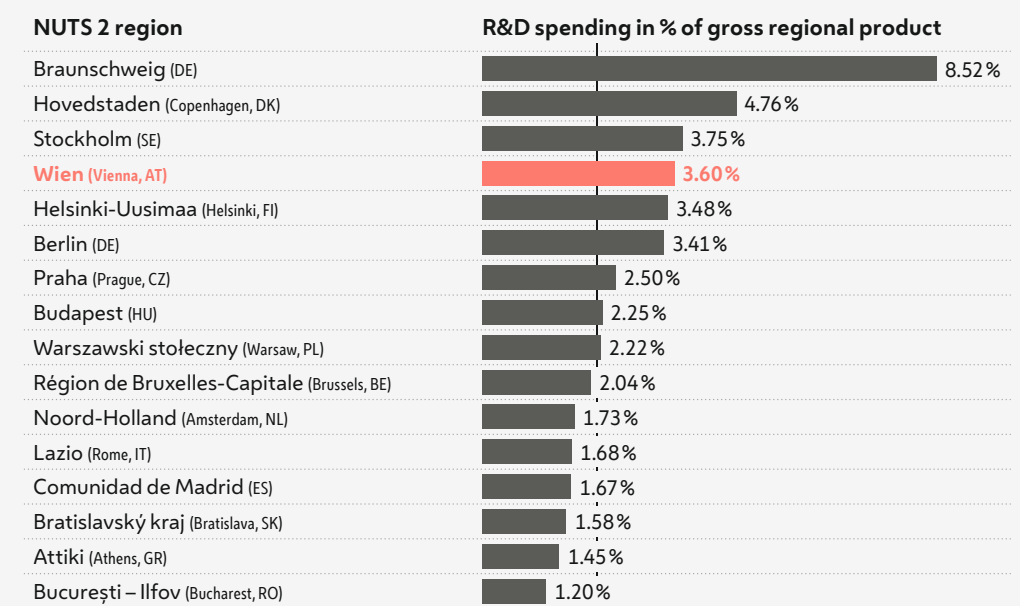
According to the Mercer Quality of Living Survey and The Economist, Vienna is the world's most liveable city (2019).

Place	Quality of Living Survey 2019 (Mercer)	Global Liveability Ranking 2019 (Economist Intelligence Unit)	Smart City Strategy Index 2019 (Roland Berger)	The World's Most Reputable Cities 2018 (Reputation Institute)
1	Vienna	Vienna	Vienna	Tokyo
2	Zurich	Melbourne	London	Sydney
3	Vancouver	Sydney	St. Albert	Copenhagen
4	Munich	Osaka	Singapore	Vienna
5	Auckland	Calgary	Chicago	Stockholm
6	Düsseldorf	Vancouver	Shanghai	Venice
7	Frankfurt	Toronto	Birmingham	Rome
8	Copenhagen	Tokyo	Chongqing	Zurich
9	Geneva	Copenhagen	Shenzhen	Munich
10	Basel	Adelaide	Paris	Montreal
Cities, total	231	140	87	56

Vienna in international rankings—Highest quality of life worldwide

3.6%

= Vienna's research quota (2017)



R&D quotas in Europe—Selected cities/urban regions of the EU, 2017 (Source: Eurostat)

Since 2013, the region Île-de-France (Paris, FR) provided no new data.

Media owner and publisher
City of Vienna—Economic Affairs, Labour and Statistics (MA 23)
Meiereistraße 7, Sektor B, 1020 Vienna
Phone: +43 1 4000 83059
post@ma23.wien.gv.at
Responsible for the contents: Klemens Himpele

Editorial team
Daniel Jost, Maximilian Mayerhofer, Alina Pohl, Franz Trautinger, Philipp Tzaferis, Elisabeth Unger

Printed by
Wograndl Druck GmbH

Concept development, design & typesetting
University of Art and Design Linz, Visual Communication: Tina Frank, Hanna Priemethofer, Clemens Schrammel

Legal statement
The data, tables, graphics, images, etc. contained herein are protected by copyright. Disclaimer: We assume no liability for the correctness, completeness and currency of the contents. Reprints permitted only with citation of source.